

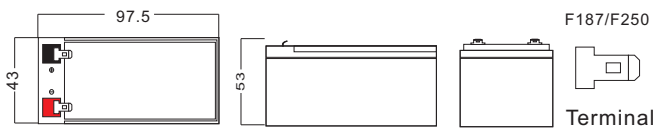


General Features

- High corrosion resistant performance: Pb-Ca multi-alloy grid
- High energy density and power density
- Optimized capability of instant high-current discharging
- Excellent charge acceptance ability
- Excellent deep cycle discharge capability
- Strong high and low temperature performance
- Precision sealing technology



Dimension: 97.5(L)×43(W)×53(TH) Unit: mm



Applications

- UPS/EPS
- Power systems
- Telecommunications system
- Emergency lighting、Auto control system
- Solar/wind generating storage cyclic
- Other general purpose

Specification

Nominal Voltage	12V
Nominal Capacity	1.3Ah
Design life	5 years
Terminal	F187/F250
Approx. Weight	Approx0.56kg (1.23lbs)
Container Material	ABS
Rated Capacity	1.300Ah 20Hour Rate(0.065A to 10.5V)
	1.011Ah 3Hour Rate (0.337A to 10.5V)
	0.858Ah 1Hour Rate (0.858A to 9.60V)
Internal resistance	Full charged at 25°C: 95.0 mΩ
Max. Discharge Current	19.5A(5S)
Operating Temperature	Discharge: -20 ~50°C(-4~ 122°F)
	Charge: -20 ~50°C(-4~ 122°F)
	Storage: -20 ~50°C(-4~ 122°F)
Charge Method (25 °C)	Charge current: Max.0.33A ; Recom.0.13A
	Float Charge:13.5-13.8V,recom.13.8V(-18mV/ °C)
	Equalize charge:13.8-14.1V,recom.14.1V(-24mV/ °C)
	Cycle charge:14.4-15.0V,recom.14.7V(-30mV/ °C)
Self discharge	3% of capacity declined per month at 25°C

Constant Current Discharge Characteristics Unit: A (25°C, 77°F)

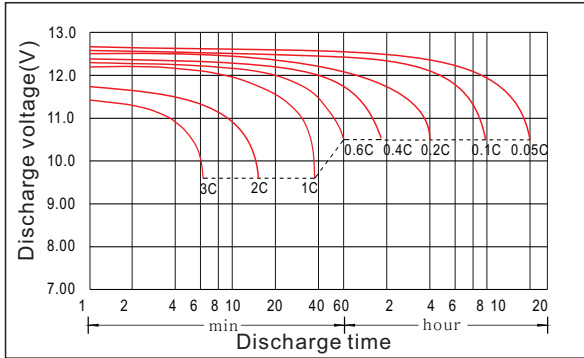
FV/Time	5min	10min	15min	30min	1h	2h	3h	4h	5h	8h	10h	20h
1.60V	5.15	3.37	2.51	1.64	0.858	0.491	0.359	0.287	0.244	0.161	0.129	0.069
1.65V	5.11	3.22	2.30	1.56	0.806	0.472	0.348	0.278	0.239	0.159	0.127	0.068
1.70V	4.19	3.03	2.15	1.51	0.780	0.463	0.342	0.264	0.237	0.156	0.125	0.066
1.75V	3.89	2.89	2.00	1.48	0.753	0.451	0.337	0.260	0.226	0.152	0.122	0.065
1.80V	3.58	2.72	1.86	1.43	0.727	0.439	0.319	0.255	0.217	0.148	0.120	0.062

Constant Power Discharge Characteristics Unit: W/cell (25°C, 77°F)

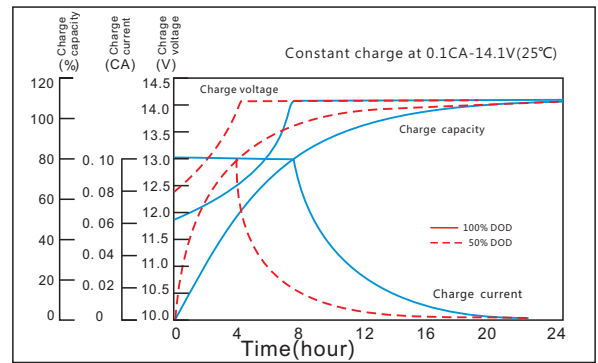
FV/Time	5min	10min	15min	30min	1h	2h	3h	4h	5h	8h	10h	20h
1.60V	9.66	6.07	4.59	2.78	1.57	0.921	0.678	0.544	0.462	0.304	0.249	0.137
1.65V	8.91	5.74	4.31	2.76	1.48	0.886	0.659	0.527	0.453	0.300	0.245	0.133
1.70V	8.15	5.57	4.12	2.75	1.43	0.869	0.648	0.501	0.440	0.297	0.243	0.132
1.75V	7.39	5.40	3.97	2.72	1.39	0.849	0.639	0.494	0.431	0.284	0.237	0.129
1.80V	6.63	5.22	3.79	2.70	1.37	0.843	0.622	0.490	0.420	0.275	0.232	0.128

K12-1.3

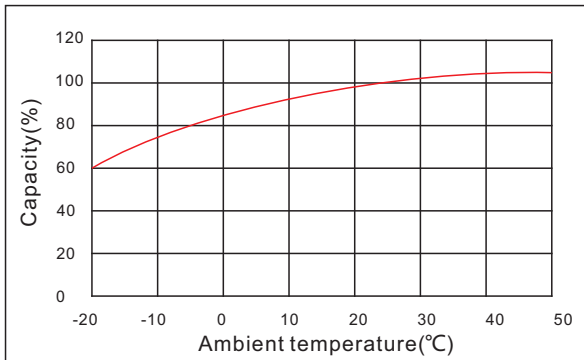
Discharge characteristic



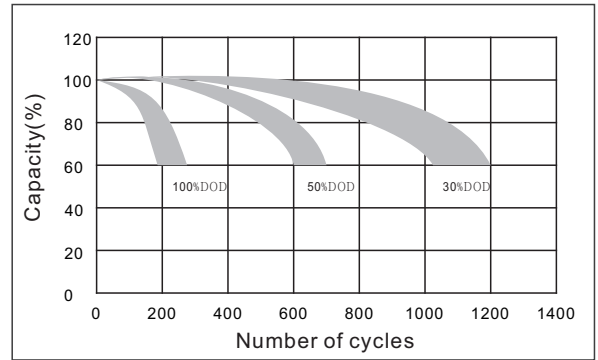
Charging characteristic



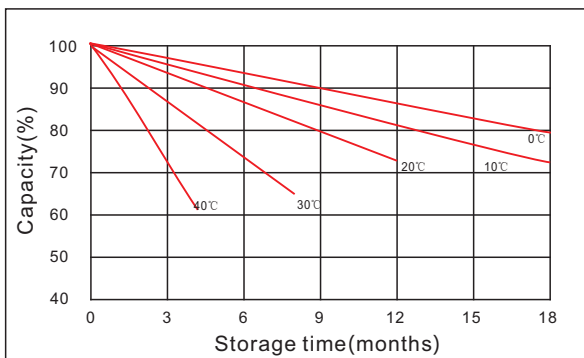
The effect of temperature on capacity



The effect of discharge depth on cycle life



Curves of self-discharge



The effect of temperature on float life

