



# AKKU KC12-22



## Applications

- > Electric vehicle
- > Electric wheelchair
- > Electric scooter
- > Electric play car for children
- > Garbage truck
- > Patrol car

## General Features

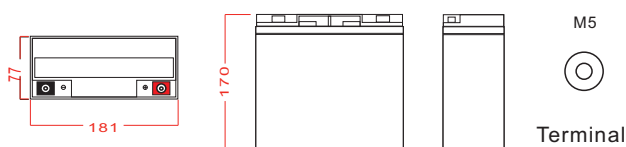
- > High Corrosion Resistant Performance: Pb-Ca multi-alloy grid
- > High Energy Density and Power Density
- > Excellent Charge Acceptance Ability
- > Strong High and Low Temperature Performance
- > Optimized Capability of instant High-current Discharging
- > Low self-discharge rate

## Specification

Nominal Voltage	12V
Nominal Capacity	24Ah
Design life	5 years
Terminal	M5
Approx. Weight	Approx6.85kg (15.1lbs)
Container Material	ABS
Rated Capacity	29.5Ah 10Hour Rate (2.95A to 10.5V) 24.0Ah 3Hour Rate (8.00A to 10.5V) 20.0Ah 1Hour Rate (20.0A to 10.5V)
Operating Temperature	Discharge: -20 ~50°C(-4~ 122°F) Charge: -20 ~50°C(-4~ 122°F) Storage: -20 ~50°C(-4~ 122°F)
Charge Method (25 °C)	Float Use:13.7-13.9V@25°C Cycle Use :14.7-14.9V,@25°C Max charge current 4.60A
Self discharge	3% of capacity declined per month at 25°C



Dimension: 181(L)×77(W)×170(H)×170(TH) Unit: mm



## Constant Current Discharge Characteristics Unit: A (25°C, 77°F)

F.V/Time	5Min	15Min	30Min	1h	2h	3h	5h	8h	10h	20h
1.60V	108	57.9	35.3	20.6	11.8	8.75	5.75	3.69	3.03	1.60
1.65V	105	56.2	34.7	20.5	11.7	8.66	5.71	3.66	3.00	1.59
1.70V	101	55.0	34.1	20.4	11.7	8.54	5.62	3.64	2.98	1.58
1.75V	92.5	53.2	33.7	20.0	11.5	8.46	5.59	3.60	2.95	1.57
1.80V	82.9	49.5	32.3	19.5	11.3	8.41	5.45	3.58	2.91	1.56
1.85V	74.0	44.4	29.5	18.1	10.7	7.91	5.16	3.43	2.83	1.53

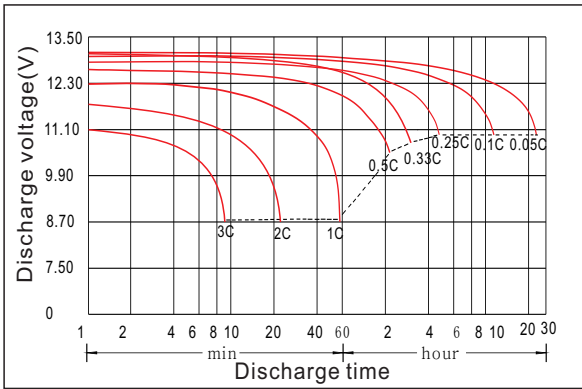
## Constant Power Discharge Characteristics Unit: W/cell(25°C, 77°F)

F.V/Time	5Min	15Min	30Min	1h	2h	3h	5h	8h	10h	20h
1.60V	164	92.8	57.9	35.4	20.3	15.1	9.89	6.52	5.29	2.86
1.65V	158	90.9	57.5	35.0	20.3	14.9	9.86	6.44	5.26	2.85
1.70V	157	90.1	57.5	34.8	20.2	14.8	9.78	6.44	5.18	2.83
1.75V	146	89.4	57.2	34.5	20.0	14.8	9.70	6.36	5.14	2.81
1.80V	135	84.3	55.6	34.3	19.9	14.7	9.63	6.33	5.06	2.80
1.85V	120	75.6	51.0	31.9	19.1	14.0	9.17	6.10	4.98	2.78

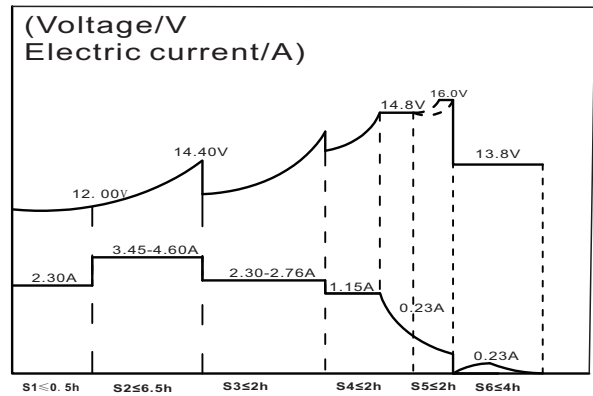
Disclaimer: Manufacturers have the right to self-modify the parameters of the product updates, please keep in touch with manufacturers to obtain the latest information.

## AKKU KC12-22

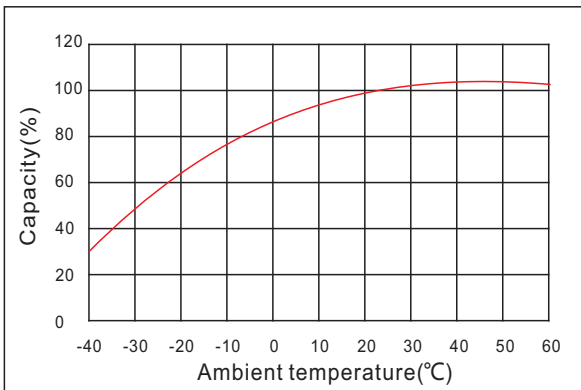
### Discharge characteristic



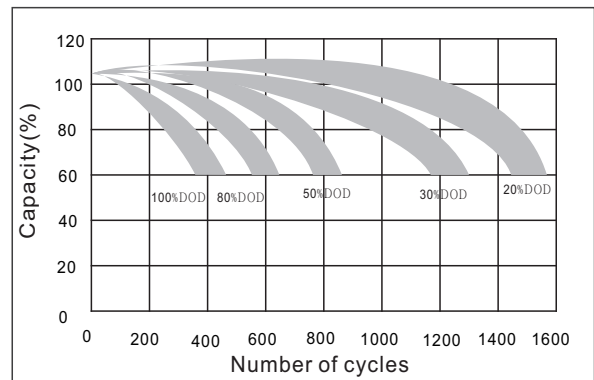
### Charging characteristic



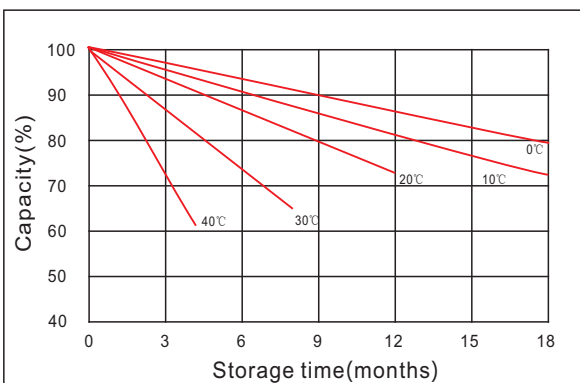
### The effect of temperature on capacity



### The effect of discharge depth on cycle life



### Curves of self-discharge



### Curves of open circuit voltage vs. capacity

